

Quickshare between disparate devices - in this case Android phone to
MS laptop



Check that the person you're sending to has the right settings.

The recipient needs to set Quick Share to accept files from Everyone or Contacts only (if you're in their contacts). For Galaxy phones and tablets, Quick Share or Phone visibility/Tablet visibility needs to be turned on in the quick panel and the screen needs to be on.

Quick Share: a Samsung app pre-loaded on MS laptop and (my) Android phone. Blue Tooth connection & Samsung cloud account interaction make the connection between disparate devices.

67%

13:03 Sat, 14 Sept



Wi-Fi
PLUSNET-9ZCJMM



Bluetooth



Sound



Auto rotate



Flight mode



Scan QR code



Do not disturb



Torch



Mobile data



Take screenshot



Power saving



Location



Screen recorder



Quick Share
Contacts only



Eye comfort shield



Dark mode



Smart View
Mirror screen



Device control
SmartThings

Quick Share

Sarah's Vivobook (ASUSVIVO)

Who can see you to send you files?

Everyone ▼



Only for 10 minutes

Drag and drop files below or click on someone to send them files.

Share to devices nearby



Chris's A54
Phone



Sarah Lewis
slewis5472@hotmail.com

Find a setting



Home



System



Bluetooth & devices



Network & internet



Personalisation



Apps



Accounts



Time & language



Gaming



Accessibility



Privacy & security



Windows Update

System > Nearby sharing



Nearby sharing

Share files, photos, and links with nearby Windows devices [How to improve nearby sharing speed](#)

Off

My devices only

Everyone nearby

Save files I receive to

C:\Users\slewi\Downloads

Change

Your device is discoverable as "Sarah's PC"

Rename



Privacy Statement

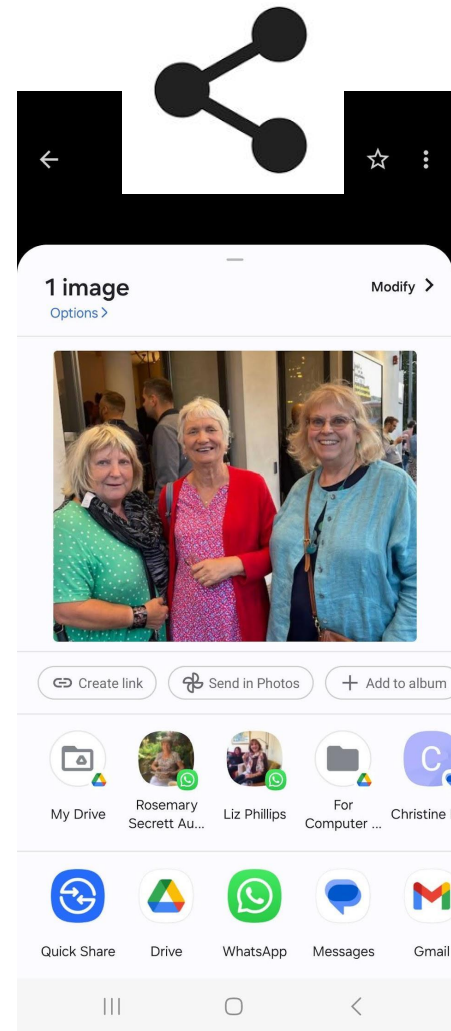
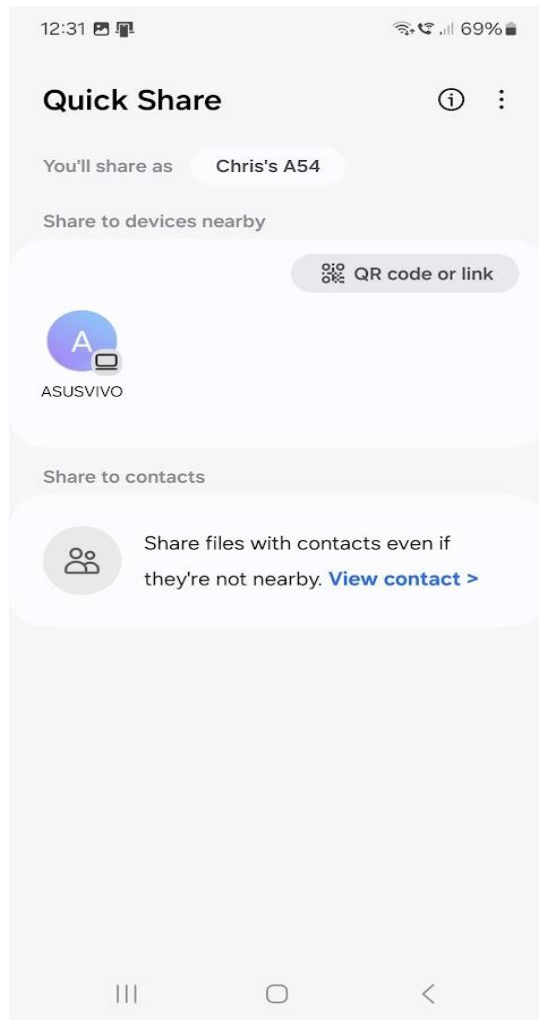
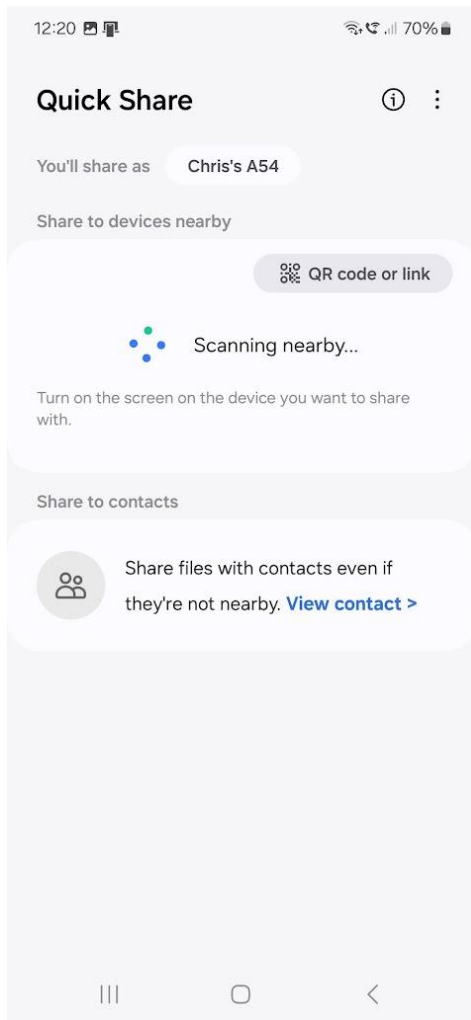
Understand how Microsoft uses your data for nearby sharing and for what purposes



Get help



Give feedback



Sarah's Vivobook (ASUSVIVO)

Who can see you to send you files?

Everyone ▾

Only for 10 minutes



Chris's A54 sent you 1 image.

PIN: 124082

Save and open

Save


Decline

Drag and drop files below or click on someone to send them files.

Share to devices nearby



Scanning nearby ...



Free VPN offered with MS Edge Update. Useful?
(And how Gemini AI provided information to help me decide)

MS offers free “intelligent” VPN. But why would I need it if my email providers offer good encryption, and WhatsApp is end-to-end encrypted too?

Get **VPN** protection when you need it the most

Edge Secure Network is Microsoft Edge's built-in VPN that can help secure your network connection from online hackers, keep your location private and safeguard your sensitive data, so you can make purchases, fill out forms and more, safer online.

Try now

Learn more

Secure Network ...



VPN



Automatically uses VPN for public Wi-Fi, insecure sites, and more. To change how VPN is used, go to [Settings](#)



Always use VPN for this site



Protected traffic

3



Secured networks

5

Malwarebytes Reports Hacks to Payments Webpages

Malwarebytes has recently discovered a significant campaign targeting online stores, specifically those running on the **Magento platform**. These attacks involve the injection of malicious code into the payment processing pages of these websites.

How does it work?

- **Code Injection:** Hackers insert malicious code into the payment pages.
- **Data Theft:** When customers enter their payment information, this code secretly captures and transmits the data to the attackers.
- **Fraudulent Transactions:** The stolen data can be used to make unauthorized purchases or sell on the dark web.

What's the risk? If you've shopped on a compromised website, your payment information could be at risk. This includes your credit card number, expiration date, and CVV/CVC code.

How can you protect yourself?

- **Use a reputable antivirus:** Malwarebytes, of course, but also other reliable options.
- **Be cautious of suspicious websites:** Look for signs of fraud, such as unusual URLs or misspelled words.
- **Monitor your account activity:** Regularly check your bank and credit card statements for unauthorized transactions.
- **Use strong, unique passwords:** Avoid using the same password for multiple

Why the MS offer of a website-sensitive VPN (Virtual Private Network) seemed attractive to me.

Would it solve this security issue?

Yes, a VPN can significantly protect against bank card keylogger hacking on insecure payment webpages.

Here's how:

- **Encryption:** A VPN encrypts your internet traffic, making it difficult for hackers to intercept and decipher your data, including your credit card information.
- **Hidden IP Address:** A VPN masks your real IP address, making it harder for hackers to track your online activity and target you specifically.
- **Secure Server Connection:** When you connect to a VPN server, your data is routed through that server, providing an additional layer of security.

However, it's important to note that a VPN is not a foolproof solution. Always exercise caution when entering sensitive information online, and look for signs of a secure website, such as a padlock icon in the URL bar and a website address that starts with "https".

Additionally, consider using a strong password manager to protect your login credentials and avoid reusing passwords across different accounts.

I asked Gemini (Android version of AI).

BUT Gemini lists NordVPN as a principal source ie citation, for its answer.

(The malware is on the webpage.. details are not intercepted in transit)

So I asked Gemini a more specific question:

Is it safer to use Paypal or Googlepay than a VPN to enter payment details?

This time, the first citation was a government cybersecurity website so I trusted its answer..

◆ AI Overview

Learn more ⋮

PayPal and Google Pay are generally considered safer than a VPN for entering payment details, but each has its own security features and risks: ⓘ

Google Pay

Uses advanced security infrastructure to protect payment information. Google Pay doesn't store card details on the device, and doesn't share the actual card number when paying in stores. To keep Google Pay safe, you can download apps from the official Google Play Store and keep your device's operating system up to date. ⓘ

PayPal

Has security measures in place to protect bank account information, including end-to-end encryption, firewalls, and a secure online vault. PayPal's Buyer Protection program can reimburse you for the full purchase price if you don't receive an item or if you receive the wrong item. However, PayPal doesn't guarantee a full refund in all situations, such as if you paid money to a phishing scammer. ⓘ

VPN

A virtual private network can protect your data when you bank over public Wi-Fi or through a home network. However, banks can see the IP address of the VPN server you're connected to, which might cause them to ask you to confirm your identity. Using a VPN is especially important when making purchases on public Wi-Fi, where hackers can create fake hotspots and infect your device with malware. ⓘ

Shopping and paying safely online - NCSC.GOV.UK

Only provide required details on checkout When making your payment, only fill in the mandatory details (often marked with ...

 National Cyber Security Centre ⋮

What are the safest ways to pay online? - NordVPN

6 Jul 2023 — No online payment is truly safe. Whether you're browsing, working, or gaming, protect your privacy with...


 NordVPN ⋮

Is PayPal Safe and Secure? 10 Tips for Buyers and Sellers

10 Feb 2023 — Does PayPal refund money if you get scammed? Purchases made on PayPal are protected if they...

 AVG Antivirus ⋮

Show all



Chromebook update gives direct access to MS's OneDrive cloud to allow MS OneDrive files to be accessed and opened in their MS365 apps

Access Microsoft® 365 more easily

Now, it's a breeze to open and edit Microsoft® Word, Excel® and PowerPoint® files on Chromebook using the Microsoft® 365 app with the new OneDrive integration.¹

[Learn more](#)

Open and edit Office files on your Chromebook

On your Chromebook, you can open, edit, download and save Microsoft® 365 files, such as Word, PowerPoint or Excel files.

This is a one-way street! There is no equivalent way of opening Google files within One Drive

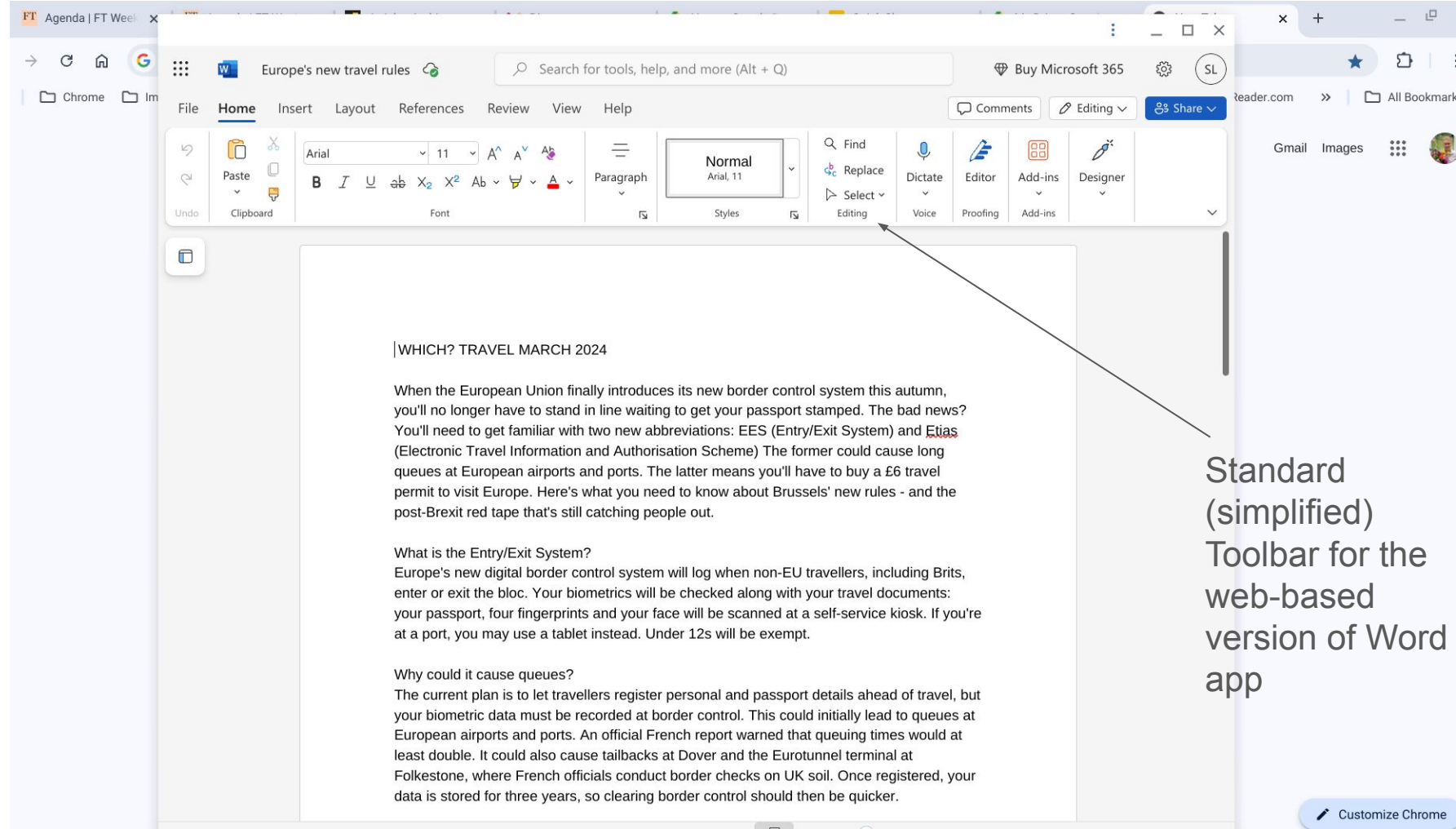
- Home
- Create
- Apps
- Word
- Excel
- PowerPoint
- Outlook
- OneDrive
- Teams
- OneNote

Recent Pinned Shared with me [Upload and open...](#)

	Veg Variety (1) Sarah Lewis's OneDrive	31 Aug	
	Presentation Sarah Lewis's OneDrive	23 Jul	
	Tip for turning MIRAS link on and off Sarah Lewis's OneDrive	22 Jul	
	Demonstrating images to slideshow in apps Sarah Lewis's OneDrive	22 Jul	
	Linking Devices on WiFi Intranet Sarah Lewis's OneDrive	22 Jul	⋮
	re-opened w full access Sarah Lewis's OneDrive	25 Apr	
	Linking mobile to laptop w Phonelink OneDrive	22 Apr	
	Europe's new travel rules Sarah Lewis's OneDrive	31 Mar	⋮
	Document 1 Sarah Lewis's OneDrive	25 Feb	
	Document Sarah Lewis's OneDrive » Dokumente	17 Feb	
	Document Sarah Lewis's OneDrive	17 Feb	

This command puts a chosen file into Downloads on the Chromebook ie via Google MyDrive cloud

Double-click on chosen file to open it directly



|WHICH? TRAVEL MARCH 2024

When the European Union finally introduces its new border control system this autumn, you'll no longer have to stand in line waiting to get your passport stamped. The bad news? You'll need to get familiar with two new abbreviations: EES (Entry/Exit System) and E~~tas~~ (Electronic Travel Information and Authorisation Scheme) The former could cause long queues at European airports and ports. The latter means you'll have to buy a £6 travel permit to visit Europe. Here's what you need to know about Brussels' new rules - and the post-Brexit red tape that's still catching people out.

What is the Entry/Exit System?

Europe's new digital border control system will log when non-EU travellers, including Brits, enter or exit the bloc. Your biometrics will be checked along with your travel documents: your passport, four fingerprints and your face will be scanned at a self-service kiosk. If you're at a port, you may use a tablet instead. Under 12s will be exempt.

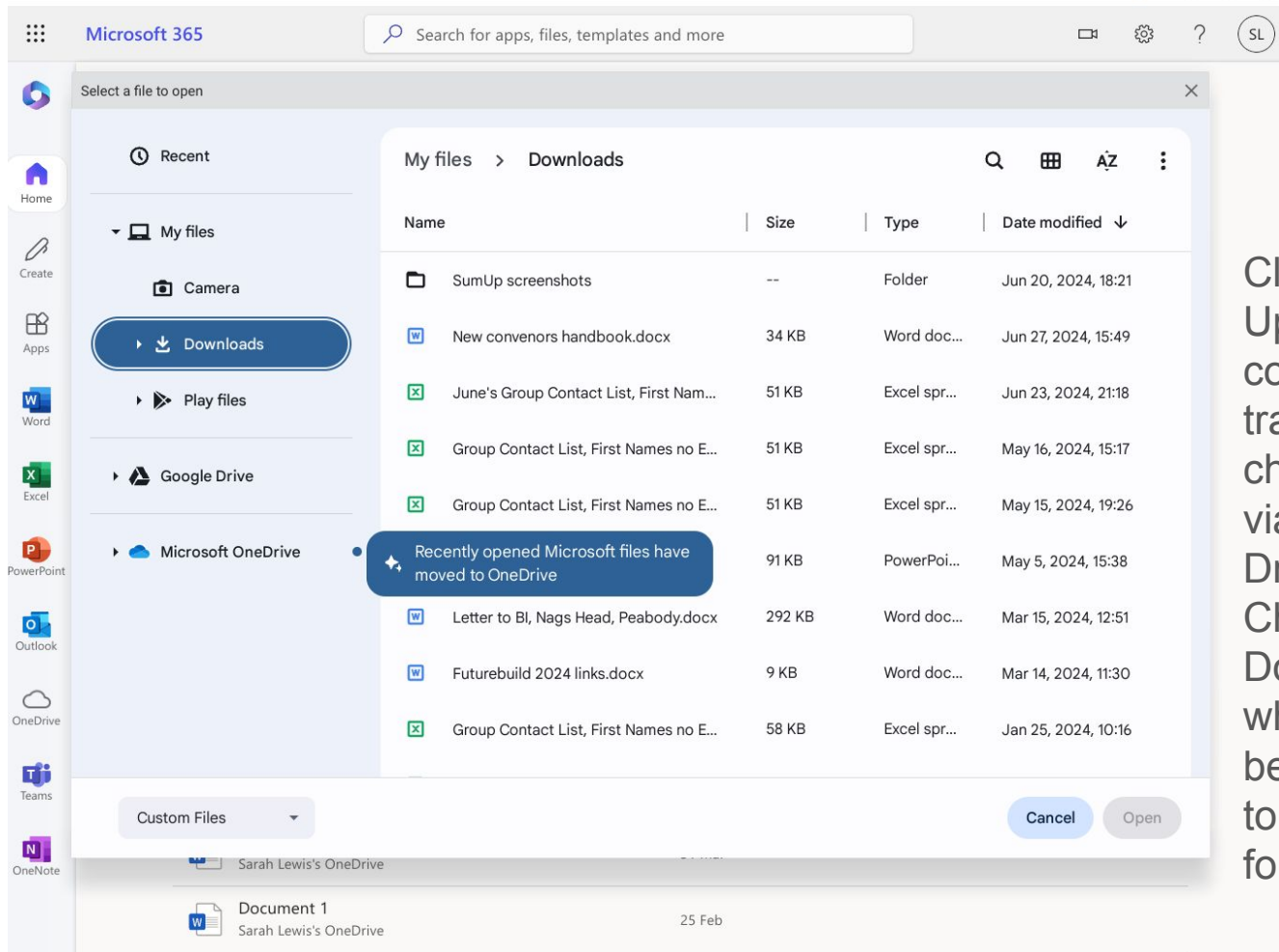
Why could it cause queues?

The current plan is to let travellers register personal and passport details ahead of travel, but your biometric data must be recorded at border control. This could initially lead to queues at European airports and ports. An official French report warned that queuing times would at least double. It could also cause tailbacks at Dover and the Eurotunnel terminal at Folkestone, where French officials conduct border checks on UK soil. Once registered, your data is stored for three years, so clearing border control should then be quicker.


Standard
(simplified)
Toolbar for the
web-based
version of Word
app

The screenshot shows the Microsoft Word application window. The title bar includes the Word icon, the text "Europe's new travel rules", and a search bar. The ribbon is set to "Home". The "File" menu is open, displaying options such as "New", "Open", "Share", "Create a Copy", "Export", "Print", "Rename", "Move File", "Version History", and "Info". The "Export" option is selected, opening a sub-menu with the following options: "Download as PDF", "Download as PDF with comments", "Download as ODT", "Export to PowerPoint", and "Export to Kindle". The main document content is partially visible, showing text about "Europe's new digital border control system".

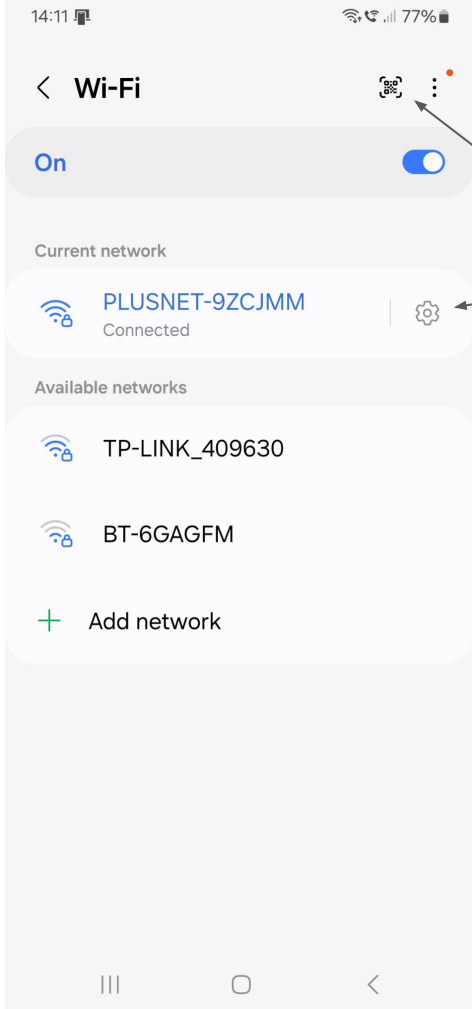
Opening the file directly in Word only allows download formats shown ie not Google format



Clicking the Upload command will transfer the chosen file(s) via Google Drive cloud to Chromebook Downloads where it can be converted to Google format



Guest staying overnight may want to share your Wifi network and save their mobile data allowance - easy shortcut way to do it.



Phone: open Settings/Connections/Wifi

Cogwheel submenu for sharing Wifi 12 digit pass code with another phone: tap it

QR code symbol for adding a Wifi network to your phone via the 12 digit passcode

14:11

76%



PLUSNET-9ZCJMM



Connected



Security

WPA/WPA2-Personal

Password

.....



Auto reconnect



View more



QR code



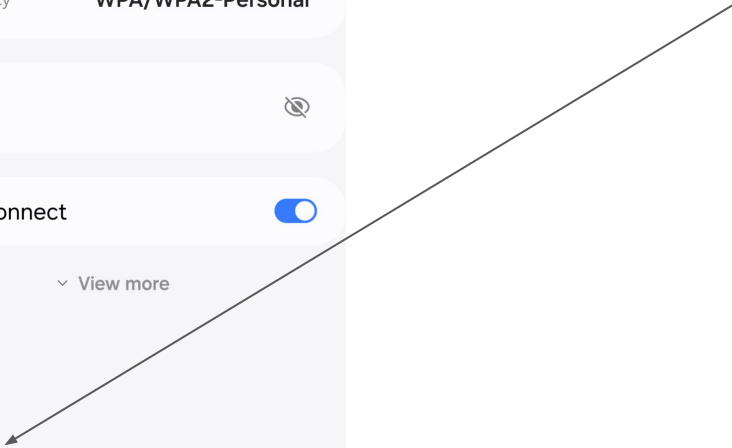
Share network




Forget




Tap the QR code symbol. (Or this phone allows you to use a Quickshare link too)







On the phone sharing the network

On the receiving phone - go into Settings/connections/Wifi and select the QR code symbol at the top of the webpage to open camera



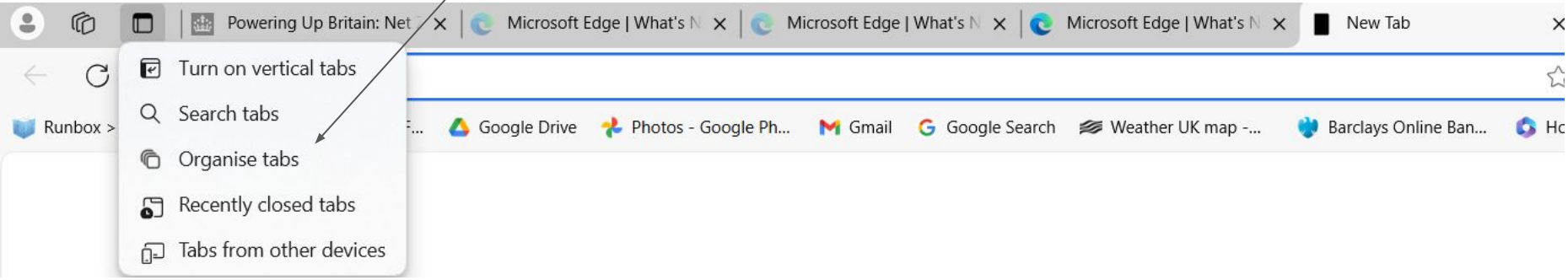


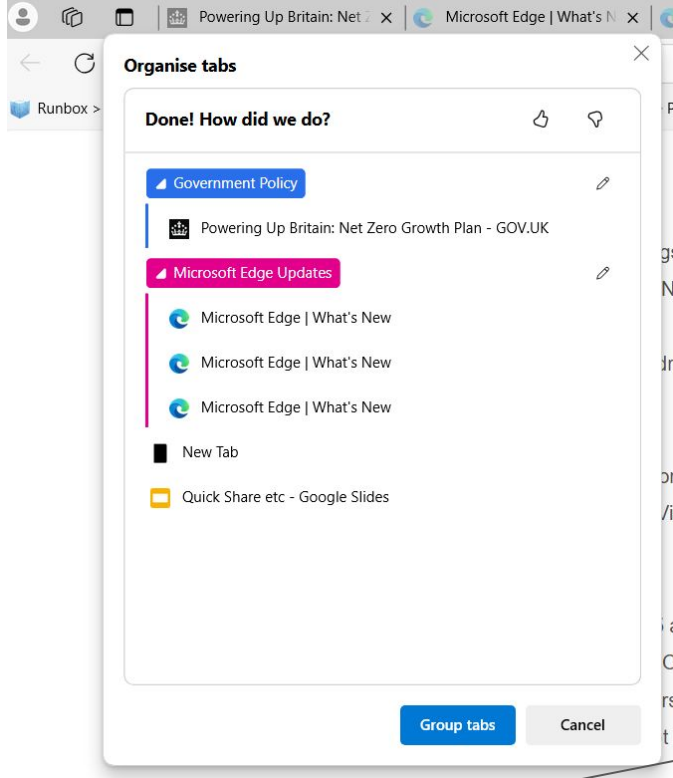
Organise your open MS Edge tabs into logical groups and stack them.



About Store

Multiple open tabs on MS Edge can be organised by AI: Useful if you need them to remain open





Click group headings to expand or close the stack of tabs within each group

